

Summary of Cable Fittings

For a more comprehensive explanation of uses and features refer to the "Cable Fittings for Pedestrian Cable Railing" section in the pages that follow and, for a more detailed explanation of each fitting, see the complete *Ultra-tec Architectural Cable Railing Products* catalog.

Page references in this summary are to pages in the Ultra-tec Architectural Cable Railing Products catalog, where the fittings are illustrated.

Tensioning and non-tensioning (stop-end) fittings.

Cables must be tensioned, so there needs to be a tensioner on at least one end of each cable. On most cable runs, a tensioner can be used on one end and a non-tensioner (stop-end) fitting can be used on the other end. Non-tensioning devices are generally less expensive than tensioners.

Swageless vs. swaged fittings. Swaging is a term used for attaching fittings to cables. Swageless and swaged fittings can be used together on the same cable, as long as one end has a tensioning device.

Swageless Fittings. Generally more expensive than swaged fittings, swageless fittings offer the convenience of installation of the fittings onto the cables by hand, without the need for special equipment.

Swaged Fittings. Generally less expensive than swageless fittings, swaged fittings require special equipment to swage the fittings onto the cables. There are more types of swaged fittings available than swageless fittings. On larger jobs, the savings in using swaged fittings may more than offset the cost of renting or purchasing the swaging equipment or having the fittings swaged onto the cables by a distributor or the factory.

Tensioning Fittings

Following are tensioning devices.

Invisiware® Receiver (page 9). Used in conjunction with Invisiware® threaded swaging stud. Requires swaging. Fitting fits into and can be concealed inside the end post. Can be used on stairs without having to drill end post holes at an angle.

Receiver with Push-Lock™ stud (pages 6-7). Swageless fitting. Fits through the end post. Holes in the end post must be drilled at an angle when used on stairs.

Adjust-A-Jaw® tensioner (page 11). Requires swaging. Fitting attaches to a tab on the outside of the end post (see Mounting Aids, pages 20-21). Can be used on straight runs or stairs.

Adjust-A-Body® tensioners (pages 12-13). Require swaging. Fitting styles that attach to end posts using tabs, by threading into posts, into wood or into concrete.

Non-tensioning (Stop-end) Fittings

These fittings are generally less expensive than tensioning devices and can usually be used on one end of the cable with a tensioner on the other end.

Push-Lock™ Fitting (pages 2-3). Swageless fitting.

Two styles: one is for straight runs and fits into and can be concealed inside the end post; the other can be used on straight runs or stairs and attaches to a tab on the outside of the end post (see Mounting Aids, pages 20-21).

Pull-Lock™ Fitting (pages 4-5). Swageless fitting. For straight runs. Fits into and can be concealed inside the end post.

Invisiware® Radius Ferrule (page 16). Requires swaging. Fits into end post. Complements Invisiware® Receiver (above) on other end of cable.

Ultra-tec® Clip-on Stop (page 16). Requires swaging. Fits into end post. Used most often where the tensioner is swaged onto the cable by a distributor or the factory. Requires smaller holes in intermediate posts than other swaged-on fittings.

Ultra-tec® Fixed Jaw (page 17). Requires swaging. Fitting attaches to a tab on the outside of the end post (see Mounting Aids, pages 20-21). Complements Adjust-A-Jaw® tensioner (above) on other end of cable. Can be used on straight runs or stairs.



Cable Fittings for Pedestrian Cable Railings

Material: All products shown are type 316 stainless steel, unless otherwise noted.

Applicable Standards: ASTM A276 – Stainless Steel Bars and Shapes, unless otherwise noted.

Uses: Cable fittings, including adjusters (tensioning) and non-adjusting (non-tensioning) devices for use in pedestrian cable railings. Can also be used

in applications where frame or structure to which fittings are attached will support fitting loads indicated below.

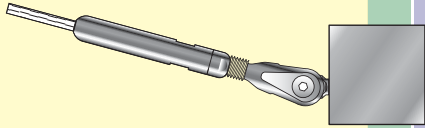
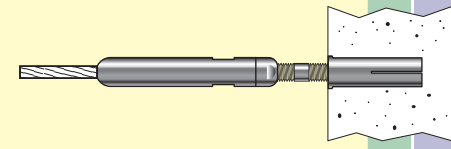
Availability: Supplied from manufacturer's stock or from stocking distributors in the United States and Mexico.

APPLICATIONS

Ultra-tec
CABLE RAILING SYSTEMS

CABLE RAILING FITTINGS

Product Description
Part No.

Product Description Part No.	APPLICATIONS								For Cable (1x19 S/S Strand) Diameter	Fitting Loads‡	
	Tensioning Device — a tensioning device is required on at least one end	Non-tensioning Device	Use with metal frame	Use with wood frame	Mounts through post — can be hidden inside post	Mounts to inside face of post	Mounts with Tab or Lag Eye — see Mounting Aids, pages 7-8	Use on straight runs only, not on stairs, severe pitches		Swageless fitting — no special equipment to install	Ultimate Loads (lbs.)
 Adjust-A-Jaw®											
A-J62	X		X	X	X	X	X	1/8"	1416	705	
A-J62	X		X	X	X	X	X	3/16"	2022	1010	
A-J82	X		X	X	X	X	X	1/4"	3134	1565	
A-J122	X		X	X	X	X	X	5/16"	4262	2130	
A-J122	X		X	X	X	X	X	3/8"	3560	1780	
 Adjust-A-Body® with Anchor Bolt											
A-JAB6	X							1/8"	1416	705	
A-JAB6	X							3/16"	2022	1010	
A-JAB8	X							1/4"	3134	1565	

‡ Loads are for fittings only and assume frame and mounting will support loads shown.

All Ultra-tec® hardware is manufactured in the United States of America.

1-800-851-2961 ■ 775-885-1443 ■ Fax 775-885-2734

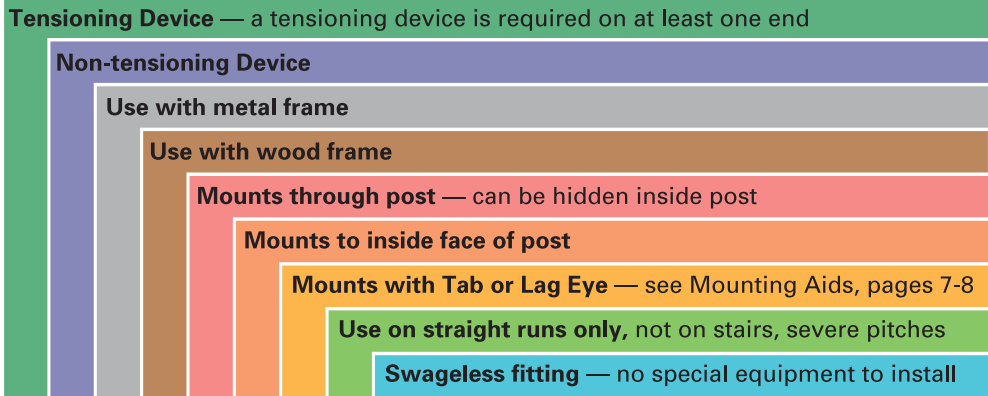
52 Heppner Drive ■ Carson City, NV 89706

E-mail: info@ultra-tec.com Website: www.ultra-tec.com



Ultra-tec
CABLE RAILING SYSTEMS

APPLICATIONS

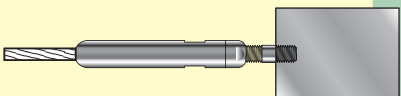
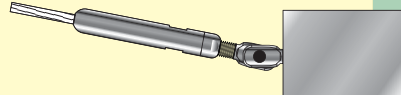
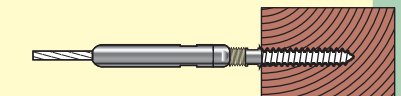
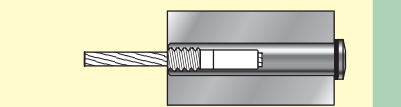


CABLE RAILING FITTINGS

(continued)

Product Description

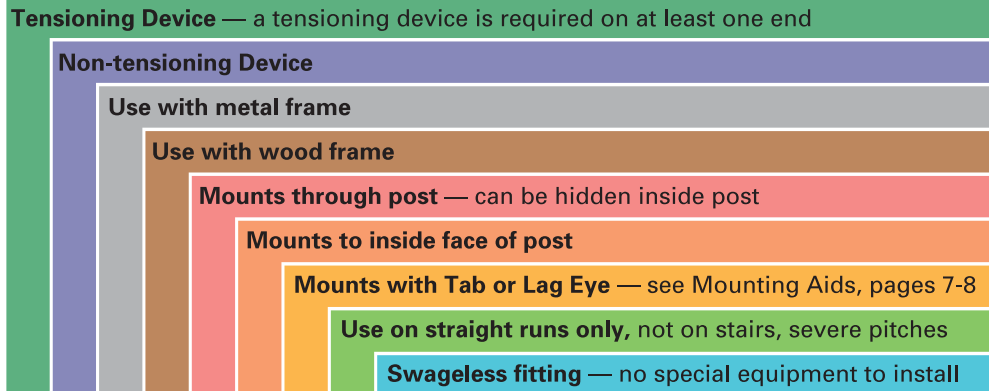
Part No.

								For Cable (1x19 S/S Strand) Diameter	Fitting Loads‡	
							Ultimate Loads (lbs.)		Allowable Loads (lbs.)	
										
Adjust-A-Body® with Threaded Bolt										
A-JTB6	X	X		X	X		1/8"	1416	705	
A-JTB6	X	X		X	X		3/16"	2022	1010	
A-JTB8	X	X		X	X		1/4"	3134	1565	
										
Adjust-A-Body® with Threaded Eye										
A-JTE6	X	X	X	X	X		1/8"	1416	705	
A-JTE6	X	X	X	X	X		3/16"	2022	1010	
A-JTE8	X	X	X	X	X		1/4"	3134	1565	
										
Adjust-A-Body® with Hanger Bolt						** To use on stairs, holes must be drilled at an angle				
A-JB6	X		X	X	**		1/8"	1416	705	
A-JB6	X		X	X	**		3/16"	2022	1010	
A-JB8	X		X	X	**		1/4"	3134	1565	
A-JB6-L	X		X	X	**		1/8"	1416	705	
A-JB6-L	X		X	X	**		3/16"	2022	1010	
										
Invisiware® Receiver						* In wood, use with 7/16 SAE washer				
R-6-12 through R-6-62	X	X	* X				1/8"	1537	765	
R-6-12 through R-6-62	X	X	* X				3/16"	2652	1326	
R-8-22 through R-8-52	X	X	* X				1/4"	3248	1620	
R-12-32 through R-12-52	X	X	* X				5/16"	4595	2295	
R-12-32 through R-12-52	X	X	* X				3/8"	3994	1995	

‡ Loads are for fittings only and assume frame and mounting will support loads shown.



APPLICATIONS



CABLE RAILING FITTINGS

(continued)

Product Description

Part No.

Part No.	Applications								For Cable (1x19 S/S Strand) Diameter	Fitting Loads‡	
	Tensioning Device	Non-tensioning Device	Use with metal frame	Use with wood frame	Mounts through post	Mounts to inside face of post	Mounts with Tab or Lag Eye	Use on straight runs only		Swageless fitting	Ultimate Loads (lbs.)
<p>Invisiware® Radius Ferrule</p> <p>* In wood, use with 7/16 SAE washer ** On stairs, use with a beveled washer</p>											
RF-4	X	X	X	X	X	X	X	X	1/8"	1580	790
RF-6	X	X	X	X	X	X	X	X	3/16"	2286	1143
RF-8	X	X	X	X	X	X	X	X	1/4"	4092	2045
RF-10	X	X	X	X	X	X	X	X	5/16"	4068	2034
RF-12	X	X	X	X	X	X	X	X	3/8"	3762	1881
<p>Invisiware® Threaded Swaging Stud (when used as a stop-end in a tapped hole)</p>											
S-4	X	X	X	X	X	X	X	X	1/8"	1537	765
S-6	X	X	X	X	X	X	X	X	3/16"	2786	1393
S-8	X	X	X	X	X	X	X	X	1/4"	3783	1891
S-10	X	X	X	X	X	X	X	X	5/16"	5691	2845
S-12	X	X	X	X	X	X	X	X	3/8"	3994	1995
<p>Push-Lock™ Fitting‡‡</p> <p>* In wood, use with 7/16 SAE washer</p>											
PL-4	X	X	X	X	X	X	X	X	1/8"	Strand-breaking strength	
PL-6	X	X	X	X	X	X	X	X	3/16"	Strand-breaking strength	
Note: USE ONLY WITH 1X19 STAINLESS STEEL L.H. LAY STRAND											
<p>Push-Lock™ Fitting with Threaded Eye‡‡</p>											
PL-TE4	X	X	X	X	X	X	X	X	1/8"	Strand-breaking strength	
PL-TE6	X	X	X	X	X	X	X	X	3/16"	Strand-breaking strength	
Note: USE ONLY WITH 1X19 STAINLESS STEEL L.H. LAY STRAND											

‡ Loads are for fittings only and assume frame and mounting will support loads shown.

‡‡ Internal components are made of stainless steel other than type 316.

All Ultra-tec® hardware is manufactured in the United States of America.

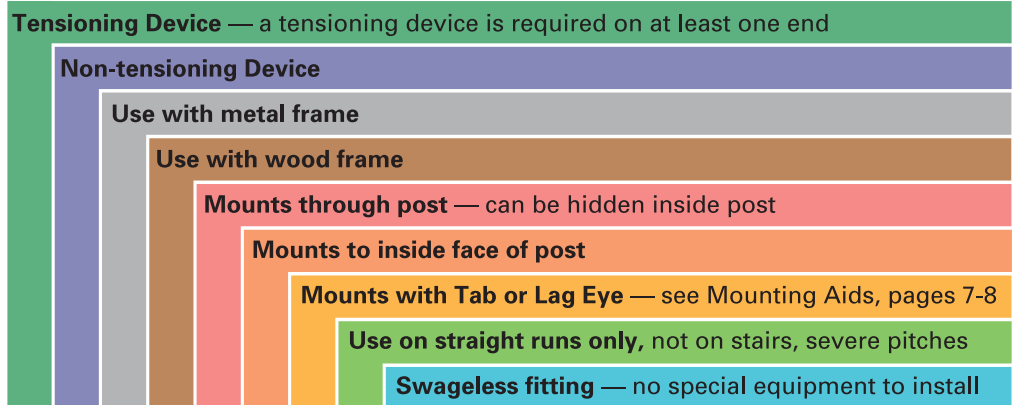
1-800-851-2961 ▪ 775-885-1443 ▪ Fax 775-885-2734

52 Heppner Drive ▪ Carson City, NV 89706

E-mail: info@ultra-tec.com Website: www.ultra-tec.com



APPLICATIONS

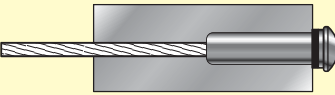
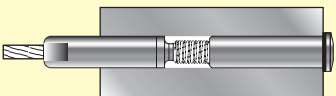
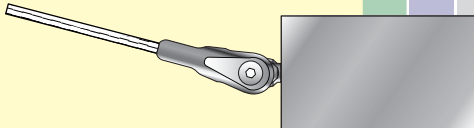


CABLE RAILING FITTINGS

(continued)

Product Description

Part No.

									Fitting Loads‡		
									Ultimate Loads (lbs.)	Allowable Loads (lbs.)	
								For Cable (1x19 S/S Strand) Diameter			
											
Pull-Lock™ Fitting‡‡											
PUL-4	X	X	*	X			**	X	1/8"	Strand-breaking strength	
PUL-6	X	X	*	X			**	X	3/16"	Strand-breaking strength	
Note: USE ONLY WITH 1X19 STAINLESS STEEL L.H. LAY STRAND											
											
Receiver with Push-Lock™ Stud‡‡											
PLST-4	X	X	*	X			**	X	1/8"	Strand-breaking strength	
PLST-6	X	X	*	X			**	X	3/16"	Strand-breaking strength	
Note: USE ONLY WITH 1X19 STAINLESS STEEL L.H. LAY STRAND											
											
Ultra-tec® Fixed Jaw											
F-J62	X	X	X	X	X	X			1/8"	1416	705
F-J62	X	X	X	X	X	X			3/16"	2022	1010
F-J82	X	X	X	X	X	X			1/4"	3134	1565
F-J122	X	X	X	X	X	X			5/16"	4262	2130
F-J122	X	X	X	X	X	X			3/8"	3560	1780

‡ Loads are for fittings only and assume frame and mounting will support loads shown.

‡‡ Internal components are made of stainless steel other than type 316.



Mounting Aids for Cable Fittings for Pedestrian Cable Railings

Material: All products shown are type 316 stainless steel, unless otherwise noted.

Applicable Standards: ASTM A276 – Stainless Steel Bars and Shapes, unless otherwise noted.

Uses: To mount cable railing fittings to posts or other structural elements.

Availability: Supplied from manufacturer's stock or from stocking distributors in the United States and Mexico.

Ultra-tec
CABLE RAILING SYSTEMS




CABLE RAILING MOUNTING AIDS

Product Description

Part No.

APPLICATIONS

Use with metal frame
Use with wood frame
Threads or screws into post
Welded inside post
Use on straight runs only
For use with Fittings for Cable (1x19 S/S Strand) Diameter

Product Description	Part No.	Use with metal frame	Use with wood frame	Threads or screws into post	Welded inside post	Use on straight runs only	For use with Fittings for Cable (1x19 S/S Strand) Diameter
	Invisiware® Threaded Tab						
TT-6B		X		X			1/8" & 3/16"
TT-8B		X		X			1/4" thru 3/8"
	Invisiware® Extended Length Threaded Tab						
TT-6B-L		X		*			1/8" & 3/16"
	Invisiware® Fixed Tab						
F-T6-5A (Carbon Steel) ASTM A108, Type 1018		X			X		1/8" & 3/16"
F-T8-5A (Carbon Steel) ASTM A108, Type 1018		X			X		1/4"
F-T6-5B (Type 304 S/S)		X			X		1/8" & 3/16"
F-T8-5B (Type 304 S/S)		X			X		1/4"

* Mounts through post, secured with acorn nut

All Ultra-tec® hardware is manufactured in the United States of America.

1-800-851-2961 ■ 775-885-1443 ■ Fax 775-885-2734

52 Heppner Drive ■ Carson City, NV 89706

E-mail: info@ultra-tec.com Website: www.ultra-tec.com





Ultra-tec
CABLE RAILING SYSTEMS

CABLE RAILING MOUNTING AIDS

Product Description
Part No.

APPLICATIONS

	Use with metal frame				For use with Fittings for Cable (1x19 S/S Strand) Diameter	Fitting Loads‡	
	Use with wood frame					Ultimate Loads (lbs.)	Allowable Loads (lbs.)
	Threads or screws into post						
	Welded inside post						
Use on straight runs only				Ultimate Loads (lbs.)	Allowable Loads (lbs.)		
 <p>Invisiware® Welded Receiver</p> <p>* On stairs, use with Invisiware® threaded tab (see page 7)</p>				*			
W-R6-5A (Carbon steel) ASTM A108, Type 1018	X		X	*	1/8" & 3/16"	2106	1053
W-R8-5A (Carbon steel) ASTM A108, Type 1018	X		X	*	1/4"	2335	1167
W-R6-5B (Type 304 S/S)	X		X	*	1/8" & 3/16"	2106	1053
W-R8-5B (Type 304 S/S)	X		X	*	1/4"	2335	1167
 <p>Ultra-tec® Lag Eye</p>							
LE-6 (Type 304 S/S)		X	X		1/8" & 3/16"	Depends on material in which lag eye is mounted	
LE-8 (Type 304 S/S)		X	X		1/4"		
LE-6L Extended Length Lag Eye (Type 304 S/S)		X	X		1/8" & 3/16"		
 <p>Cable Grommets (UV Resistant Black Delrin®)</p> <p>Used to help prevent rust in holes through which cable passes in applications where moisture is a factor.</p>	X				1/8" thru 1/4"	Not Applicable	

‡ Loads are for fittings only and assume frame and mounting will support loads shown.

