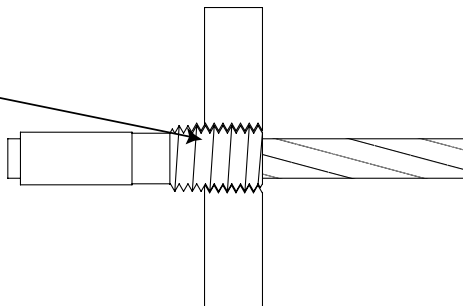


BORING INSTRUCTIONS

INVISIWARE® SWAGING STUD

Used in drilled and tapped hole in end post as indicated below (*see Note).

Part No.	Cable Dia.	Drill and Tap Hole
S-4	1/8"	5/16 - 24 UNF CL 2-B RH
S-6	3/16"	
S-8	1/4"	7/16 - 20 UNF CL 2-B RH
S-10	5/16"	9/16 - 18 UNF CL 2-B RH
S-12	3/8"	



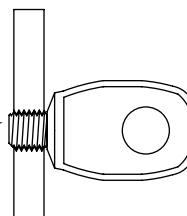
Construction Material *Note: Recommended minimum wall thicknesses:

Pipe	Minimum Schedule 80
Round Steel Tubing	At least equivalent to Schedule 80 Pipe
Square or Rectangular Structural Steel Tubing	.250"
Steel Flat Bar or Plate	.250" or heavier to support a load of 1,537 lbs. on the Swaging Stud. <i>We do not recommend 1/4" flat bar as an end post.</i>

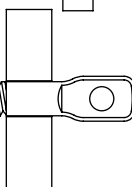
INVISIWARE® THREADED TAB

Drill and (if applicable) tap holes in end post as indicated below (*see Note).

Part No.	Cable Dia.	Drill and Tap Hole
TT-6B	1/8"	5/16 - 24 UNF CL 2-B RH
	3/16"	
TT-8B	1/4"	
	3/8"	



Part No.	Cable Dia.	Drill Hole
TT-6B-L	1/8"	7/16" (.4375")
	3/16"	




Construction Material *Note: Recommended minimum wall thicknesses:

Pipe	Minimum Schedule 80
Round Steel Tubing	At least equivalent to Schedule 80 Pipe
Square or Rectangular Structural Steel Tubing	.250"

12
3/1/12

Ultra-tec®
CABLE RAILING SYSTEMS



East Coast Cable Solutions
17 Woodside Ave., Thurmont, MD 21788
Phone 240-288-8050 • Fax 240-288-8041